



COUNTRY BRIEF

Population	Ease of doing business rank
43 222 000	157th
Length of coastline	EEZ/EFZ
2 245 km	N/A
Average GDP growth	GDP per capita
33.82%	USD 815

GDP from fisheries

0.23%

Fish available for consumption

1.1 kg/capita

Imports of fish and fish
products - 2019

USD 3 191 230

Agricultural GDP from fisheries

1.15%

Fisheries and aquaculture
production

Total	50 770 tonnes
Fisheries	80%
Aquaculture	20%

Exports of fish and fish
products - 2019

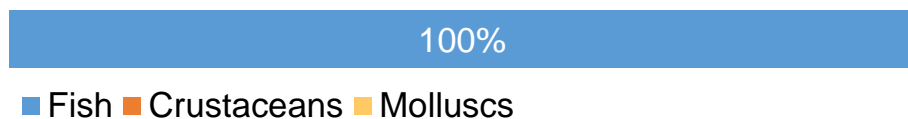
USD 2 807 150

Trade in fish and fish products

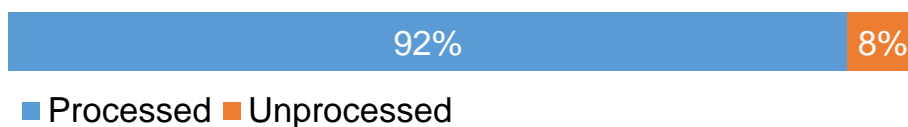


Production and Trade Breakdown

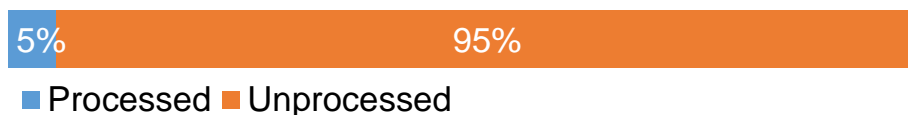
Production by volume



Imports by value



Exports by value



Production - Top 10 Species (Volume)

		Tonnes
1 st	Nile tilapia	33 000
2 nd	Freshwater fishes nei	13 000
3 rd	Marine fishes nei	2 600
4 th	North African catfish	2 000
5 th	Narrow-barred Spanish mackerel	170
6 th	Sharks, rays, skates, etc. nei	<1

Imports - Top 10 Products (Value)

			USD
1 st	Tunas, skipjack, bonito	prepared or preserved; whole or in pieces HS 1604.14	1 188 280
2 nd	Sardines, sardinella, brisling or sprats	prepared or preserved; whole or in pieces HS 1604.13	1 123 360
3 rd	Cod	frozen fillets HS 0304.71	218 910
4 th	Tilapias	frozen; excluding fillets, livers and roes HS 0303.23	172 350
5 th	Fish	prepared or preserved HS 1604.20	166 440
6 th	Haddock	frozen fillets HS 0304.72	99 080
7 th	Fish	dried, whether or not salted; not smoked HS 0305.59	68 490
8 th	Fish, other than species in 0303	frozen; excluding fillets, livers and roes HS 0303.89	39 990
9 th	Crustaceans	frozen; includes derivative flours, meals and pellets HS 0306.19	22 350
10 th	Fish, other than species in 0305	salted or in brine, not dried or smoked HS 0305.69	21 740

Exports - Top 10 Products (Value)

			USD
1 st	Flat fish	fresh or chilled; excluding fillets, livers and roes HS 0302.29	859 730
2 nd	Sardines, sardinella, brisling or sprats	fresh or chilled; excluding fillets, livers and roes HS 0302.43	500 000
3 rd	Fish, other than species in 0302	fresh or chilled; excluding fillets, livers and roes HS 0302.89	445 050
4 th	Nile perch, snakeheads	fresh or chilled; excluding fillets, livers and roes HS 0302.79	401 260
5 th	Salmonidae	fresh or chilled; excluding fillets, livers and roes HS 0302.19	356 330
6 th	Tilapias	fresh or chilled; excluding fillets, livers and roes HS 0302.71	64 890
7 th	Fish heads, tails, maws	dried, smoked, salted or in brine HS 0305.72	52 560
8 th	Fish	dried, whether or not salted; not smoked HS 0305.59	25 870
9 th	Flours, meals, pellets. Unfit for human consumption	from fish or aquatic invertebrates HS 2301.20	20 000
10 th	Sea cucumbers	dried, smoked, salted or in brine or smoked HS 0308.19	19 170

A GLOBEFISH Product

Information, Disclaimer

Sources

Established in 1984, GLOBEFISH is a multi-donor funded project in the Fisheries Division of the Food and Agriculture Organization of the United Nations (FAO), responsible for providing up-to-date market and trade information on fish and fish products.

[Visit our website](#)

[Subscribe to our newsletter](#) or [email us](#)

Recent Publications



[Globefish Highlights](#)

Our flagship publication, focused on prices and analysis of market trends covering a variety of major commodities. Released quarterly.



[Chinese Fish Price Report](#)

Comprehensive coverage of Chinese price trends, market information for commercially significant species, along with industry news and policy updates. Released quarterly.



[European Price Report](#)

Market and price analysis for fish and fish products in the European market. Released monthly.



This is the second edition of the GLOBEFISH Market Profiles produced for this country, and was made at the beginning of 2022.

These profiles are based on nationally reported data or information published by international agencies. As the profile is intended to reflect the most up to date information available, reporting years may vary between sections and commodities.

The designations employed and the presentation of material in this information product do not imply the expression of any opinion whatsoever on the part of FAO concerning the legal or constitutional status of any country, territory or sea area, or the delimitation of frontiers or boundaries.

The data herein presented is compiled by FAO staff at the time of its production, "as is" and "as available", and every effort is made to ensure, but not guarantee, their timeliness, accuracy and completeness. FAO assumes no responsibility for errors and omissions in the data provided. Users are, however, kindly asked to report any errors or deficiencies in this product to FAO GLOBEFISH (globefish@fao.org).

Please note

Re-exports and re-imports are not included. The term N/A has been used to indicate that information was not found in the indicated sources. The classification of fish and fish products as either processed or unprocessed is very broad, and is intended for indicative purposes only.

[HS codes for fish and fish products](#)

International trade codes for fish and fish products in a user friendly format.



Sources and time periods:

-Fishing and aquaculture production (2019):
FAO's [Global Fishery and Aquaculture Production Statistics](#)

-Fish available for consumption (2017):
FAO's [Fishery and Aquaculture Statistics 2019](#)

-Population (2019), GDP Growth (2015-2019), GDP per Capita (2019):
IMF's [World Economic Outlook Databases](#)

-Imports, Exports and Share of Trade (2000-2019):
FAO's [Global Fishery and Aquaculture Commodities Statistics](#)

-GDP, GDP from fisheries, GDP from agriculture (2019):
World Bank's [World Development Indicators](#),
OECD's [National Accounts Statistics](#) or
UNSD's [National Accounts](#)

-Ease of doing business (2019):
World Bank's [Ease of Doing Business](#) ranking

-Length of Coastline, Exclusive Economic Zone, Exclusive Fishing Zone (2003):
UNEP's [Global Environment Outlook](#)

[GLOBEFISH](#)

Explore more market information on the GLOBEFISH website



[GLOBEFISH on ISSUU](#)

Read GLOBEFISH publications on ISSUU

